

# TPM-CT-C-EU




- Class 0.5S measurement accuracy
- LCD display, easy to set and check
- Meter with 3CTs for easy installation
- Compatible with GROWATT WIT series inverter



P O W E R  
- I N G O  
T O M O -  
R R O W O

**G**ROWATT

[en.growatt.com](http://en.growatt.com)

Datasheet	TPM-CT-C-EU (250/5A)	TPM-CT-C-EU (600/5A)	TPM-CT-C-EU (1200/5A)
<b>General Data</b>			
Dimension (W/D/H)	100/72/65mm		
Weight	440g		
Mounting type	DIN rail 35mm		
Operating temperature range	-40°C~75°C		
Storage temperature range	-40°C~85°C		
Operating humidity	0~95%		
Environment protection rating	IP54		
<b>Power Supply</b>			
Power grid type	3P4W		
Input voltage range	173 to 480 VAC (3P3W)L-L 100 to 277 VAC (3P4W)L-N		
Frequency	50/60Hz		
<b>Measurement Range</b>			
Voltage accuracy	0.5%		
Current accuracy	0.5%		
Power accuracy	0.5%		
Frequency accuracy	0.5%		
<b>Communication</b>			
Interface	RS485		
Baud rate	9600		
Communication protocol	Modbus RTU		
<b>CT Information</b>			
Communication cable	RS485		
CT number	3*CT		
Maximum detection	250A	600A	1200A
Inner diameter	30*20mm/1.17*0.78inch	60*40mm/2.36*1.57inch	120*80mm/4.72*3.14inch
Demos			
Certification	CE		

\* TPM-CT-C-EU can be compatible with Growatt WIT series inverters, ShineMaster and ShineMaster-X dataloggers.